



ORCHID newsletter

News and information from the Maryland Orchid Society

October 2024



President's Message

I was so happy to see everyone at the September meeting and reconnect for another program year. The attendance was wonderful, with 58 people present in person and 6 on Zoom, a positive sign for the year to come. Thank you, Joel, for the wonderful Show



Table review of last year, and our new Show Table rules. Congratulations to those who earned Show table participation plants. We look forward to seeing some of those plants in March on the show table. We do have some amazing growers from novices through experienced. It was also great to have the meet and greet with Barbara Schmit AOS Vice President.

I want to acknowledge our volunteers who came to help repair the MOS shed in Clarksville. A day of productive work and camaraderie. Read more in the subsequent article. We will have a short slide show to

show off the results. Thanks to Chris Zajac for restarting the Education Corner with 'Choosing an Orchid'. You can look forward to Maria Zickhur presenting 'Photography of Orchids' this month. Get here early, the corner starts at 7:15.

Before the October meeting, we do have our Fall Potting workshop on October 12 here at Woodbrook Church. John Heinbokel activities@marylandorchids.org has arranged excellent leaders for this activity. Still time to RSVP to participate, and still time to volunteer to help and mentor the potters. See John's article on activities. He also has the field trip to the Smithsonian on November 1, sign up now with John to secure your place, limit is 20 attendees as of the September meeting there were only 9 places left.

The October Meeting on October 17 will have Art Chadwick of Chadwick and Son Orchids, Inc., giving their "First Ladies and their Orchids: A Century of Namesake Cattleyas" presentation. Art

has spoken with us before and is always well received.

Looking ahead November 16th is our annual auction this will be an all-hands-on deck volunteer opportunity, lots of different tasks to help with. Your QUALITY donations are key to its success. *Please let us know if you are planning to donate plants or materials so we may communicate directly with you ahead of the Auction. Aaron Webb, auction@marylandorchids.org or Bob Travers, President@marylandorchids.org.

In the coming months I will be discussing some of your societies' needs with succession plans for several key roles to ensure our future, this will provide opportunities for new engagement and initiatives.

Bob Travers
MOS President

Thursday October 17, 2024, Art Chadwick of Chadwick and Son Orchids, Inc., will be our speaker

Art encourages pre-orders <https://chadwickorchids.com/>. Art will bring orchids to sell.

His topic is First Ladies and their Orchids: A Century of Namesake Cattleyas

Art holds a BS in Electrical Engineering from North Carolina State and an MBA from James Madison University. He

founded Chadwick & Son Orchids Inc in 1989 with his father who had been growing orchids since 1943.

'The Classic Cattleyas' is widely considered to be the definitive book on large-flowered Cattleya species and was written by Art and his father. Martha

continued on page 9



September 2024 Show Table

Novice

1. Phal. Noid - Barbara Pralle

Homegrown

1. C. Caudebec 'Carmela' HCC/AOS - Bob Johnston
2. Epi. Pacific Girl - Bob Travers
3. Ons. Wildcat 'Garfield' - Kathi Jackson

Greenhouse

1. Van. Clark Riley - Jos Venturina
2. Rth. Burana Beauty - Craig Taborsky
3. L. *pumila alba* - Clark Riley

Cattleya

1. C. *maxima* - Eric Wiles
2. Tie Blc. Solar Flare - Robin Neukam
David Sanders Minnie - Chria Zajac
3. Tie Blc. Hawaiian Lightning 'Fiesta' - Bob Johnston
Grc. Black Comet 'Norrisville' AM/AOS - Bob Travers

Phalaenopsis

1. Phal. Home Depot - Amanda Gallegos
2. Tie Vdnps. *Pulcherrimin* - John Heinbokel
Phal. Goldberry - Craig Taborsky
3. Phal. Noid - Barbara Pralle

Paphiopedilum

1. Phrag. Cardinale 'Wilcox' - Marilyn Lauffer
2. Paph. Iantha Stage - Eric Wiles
3. Phrag. *caudatum* 'Regal Bearing' AM/AOS - Bob Travers

Dendrobium

1. Den. Little Pam - Chris Zajac
2. Den. Amar Queen - Ellie Martin
3. Den. Hibiki - Bob Travers

Oncidium

1. Ons. Catante 'Orange Kiss' - Chris Zajac
2. Tie Onc. Sharry Baby 'Sweet Fragrance' - Laura Sobelman
Bnfd. Gilded Tower 'Mystic Maze' - Wanda Kuhn
3. Tie Ons. Wildcat 'Garfield' - Sarah Spence
Onc. *chaculatum* - Amanda Gallegos
Onc. Tsiku Marguerite - Bob Travers

Miscellaneous Hybrid

1. V. Pimsai x Josh Holmes - Fay Citerone
2. Tie Hab. Tilda 'Orlando' HCC/AOS - Joel Graham
Monn. Millenium Magic 'Witchcraft' FCC/AOS - Chris Zajac
3. Tie Zns. Cynosure 'Blue Birds' - Luis Molina
V. Parlor Orange x Bangkok Sunset - Brenda Logan

Species

1. Bulb. *phalaenopsis* - Jos Venturina
2. Angcm. *leonis* - Bob Travers
3. Tie Ctsm. *saccatum* - Robin Neukam
Bulb. *electrinum* - Diane Elam

Miniature

1. Mcm. *bicolor* - David Smith
2. Tie C. Scarlet Imp - Arne Schön
Sl. Gratrixae 'Herbita' - Clark Riley
3. Tie Sns. *tixleri* - Eric Wiles
Hal. *retrocalla* - Brenda Logan

First Bloom

1. Blc. Roberto Michael x Lc. Purple Splendor - Robin Neukam
2. Phrag. *fischeri* - Arne Schön

Fragrance

1. V. Lionstar x *falcata* - David Smith
2. C. *leuddemaniana* - Bob Travers
3. Onc. Sharry Baby - Marilyn Lauffer

This month we had a show table with 81 blooming plants spanning a wide range of species, hybrids, types, forms and maturity. What a great start to the MOS orchid year! Our judges for the evening were Marilyn Lauffer, Vincent Russo and David Smith. The Judges Choice for the evening went to a spectacular specimen of *Vandachostylis* Clark Riley grown by Jos Venturina (see photo, page 7). Exhibitors not mentioned above were Jill Allen, Brandt Braunschweig, Courtney Bounds, Bruce Cohen, Suzanne Gaertner, Joy Marlowe, Phuong Tran and Rich Kaste, and Maria and Norm Zickhur.




Virtual Show Table September 19, 2024

12 blooming plants from 6 exhibitors, 6 Zoom Attendees.



C. Chocolate Drop 'Nok'
Marilyn Lauffer



Blc. Warm Welcome
Bruce Cohen



Cattleya Sagarik Wax
Clark Riley

MOS Calendar 2024-2025

October 12, 2024– MOS Fall Potting Workshop
October 17, 2024– MOS Monthly Meeting
November 1—Smithsonian Orchid Greenhouses Tour
November 16, 2024 – Annual Auction (volunteers & plant donations needed)
November 21, 2024 – Monthly Meeting
December 19, 2024 – Monthly Meeting/Holiday Party
January 10-12, 2025 – Rawlings Conservatory Show (Show Table Points Awarded to Participants)
(plants & volunteers needed)
January 16, 2025 – Monthly Meeting
January 31- Feb 2, 2025- Susquehanna OS Show (Show Table Points Awarded to Orchid Loaners)
Jan 30 – Set-up (Plants and Designers Needed), February 2 – Tear-down
February 6, 2025 – Board of Trustees Meeting: Zoom 7PM
February 8, 2025 – NCOS Paph Forum
44th Annual Paphiopedilum Forum | National Capital Orchid Society (ncos.us)
February 20, 2025 – Monthly Meeting
March 7-9, 2025 – MOS Annual Show & Sale (Show Table Points Awarded to Participants)
4 (Tu) - Staging set-up (volunteers needed)
5 (Wed) – Set-up exhibits

6 (Th) – AOS Judging; Preview sale 3-6 PM (clerking volunteers needed)
7 – 9 (Fr-Su) – Show open to public (hospitality volunteers needed)
9 (Su) –Tear Down 6 PM (volunteers needed)
March 20, 2025 – Monthly Meeting
April 4-6, 2025 – SEPOS Show (Show Table Points Awarded to Participants)
April 3 – Set-up (Plants and Designers Needed)
April 6 – Tear-Down
April 2025 TBD – MOS Spring Workshop
April 17, 2025– Monthly Meeting
May 15, 2025 – Monthly Meeting
June 19, 2025 – Monthly Meeting
July 2025 TBD – Board of Trustees Meeting
July or August 2025 TBD – MOS Picnic
August - Sept 2025 TBD – Exhibit at Maryland State Fair (Show Table Points Awarded to Participants)
Sept 18, 2025 – NCOS Annual Show (Show Table Points Awarded to Participants) Set-up 9/18/2025, Tear Down 9/21/2025
Homestead Gardens (Plants and Designers Needed)
Sept 25, 2025 – Monthly Meeting [Changed due to conflict with NCOS Set-up]

Shed Repaired!

Thank you to our work volunteers: Kevin Bounds, Marc Kiriou, Bob and Susan Travers, Gary Smith, Brenda Logan, Diane Elam, Jos Venturina, Rich Kaste and Phuong Tran and Lauren Lankford. Thank you to the members who donated money to help with the cost. **The repairs took 10 hours on Saturday and 4 1/2 on Sunday!**

Marc, Bob and John assessed the repairs needed: The roof was leaking, the front doors were falling off, the left side and back were rotting at the bottom, good news the floor was good! It was decided to cut out the rotted T1-11 and Vinyl Siding the entire shed. Bob registered MOS as a nonprofit with Home Depot, materials order delivered to Bob's house and Rich Kaste helped Bob get the materials to the shed prior to the workday. The team worked from 9AM until 7PM. Bob & Jos returned on Sunday four hours to finish up siding around the front door and back window. Budget \$1500 (unplanned expense). We went over budget as we hired a professional crew for the roof as it was outside our skill set.

The front wall double doors reframed and rebuilt, the back window reframed, bottom rot was cut out and repaired, vinyl siding installed over the T1-11 with all new drip edges. Kudos to Jos Venturina our Master Siding hanger and kudos to Rich Kaste who removed most of the trash to take it to the dump.

The MOS Shed is located in Clarksville, Md., on the property of Dan Adams (Life Member) free of charge, which we graciously appreciate! The shed houses our supplies for the Annual Show, Annual Auction, Away Shows and other items. The last repair was performed in 2010.

Continued on next page



Before



After

Shed Repaired!



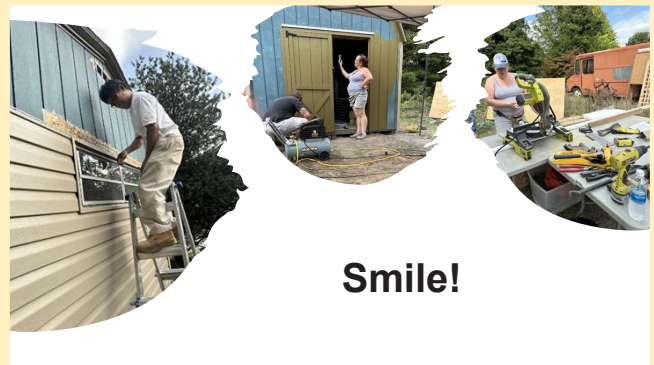
Weed Clearing
Cut Out Rotten T1-11
Replace with Strand Board
Remove Doors
Painting




Shed Empty
Work Begins



Working!



Smile!



Making Progress



Exterior After

Thank You Volunteers

Kevin Bounds
Marc Kiriou
Bob & Susan Travers
Gary Smith
Brenda Logan
Diane Elam
Jos Venturina
Rich Kaste & Phuong Tran
Lauren Lankford



Our MOS auction is just around the corner. The auction is a major source of revenue for the Maryland Orchid Society.

A Message from Aaron Webb: Annual Auction Chair



The Maryland Orchid Society Orchid Auction Saturday, November 16, 2024

**Knights of Columbus Hall
1010 Frederick Rd.
Catonsville, Md 21228**

Preview 11:30AM, Auction 12:00 to 4:00 PM

- Hundreds of orchids in bud or bloom from respected local and nationally recognized growers.
- Plus...pre-priced "instant auction" plants. Free admission

Check, Cash, Credit Card accepted

**Contact Aaron Webb 410-419-1312 for more info
or visit www.marylandorchids.org**

Follow us on [Facebook](#)



Please bring your donation plants to the hall on November 16 between 9 AM and 10:30 AM so we might have plenty of time to register them. Please remain with your donated plants to help assign lot numbers under your name, to help value them for 'Instant Auction Pricing,' or to determine if they should be on the 'Live Auction Tables'.
*Donors with more than 5 plants: Please email a list of your plants' names to Bob Travers, president@marylandorchids.org by November 13th and we will try to pre-allocate lot numbers. *

Boxes and newspaper are needed!

Volunteers Request: A Sign up sheet will be at our October 17 meeting. Help is needed from 9 a.m. - 5 p.m. to arrange

tables and chairs, gridwall, sound system, screen and computer workstations; place purchased plants for live auction on the round tables; help set up stations for bidder registration, plant donation receipt, instant auction checkout, plant pay and pickup; set up boxing and checkout room; facilitate instant auction check in of donated plants, lot number sticker, log in and pricing; man instant auction and live auction checkout; man boxing station, checkout and pay station; plant selectors to feed plants to live auction; auction close and cleanup, removal of all leftover boxes and newspapers.


DONORS: Please remain with your donated plants during check in to help assign lot numbers under your name, to help value them for Instant auction pricing,

(donor should come with anticipated price) or to determine if they should be on the live auction tables. Donors with more than 5 plants: please send a list of your plants' names to Bob Travers by November 13th and we will try to pre-allocate lot numbers.

MOS Welcomes the following new members...

Pauline Brissett
Jessie Wilson

Jill Allen
Membership Chair



Education Corner Schedule and Topics

Introduction to the Education Committee submitted by Chris Zajac

Any MOS member may volunteer to present a topic with basic, practical content for the novice grower: a 15-minute presentation followed by a 15-minute Q and A session. Topic suggestions welcome!

Your Education Committee: Chris Zajac and Arne Schon.

The education corner runs approximately 7:15 to 7:45 p.m.

October 17, 2024 'Photography of Orchids' Maria Zickhur

November 21, 2024 'How to Grow Paphs' Mai Conaway

December 19, 2024 'Collaborating to Put Together a Display' Susan Travers

January 16, 2025 'How to Bloom Orchids' Marc Kiriou

Bringing Orchids in After a Summer Outside by Chris Zajac, Education Chair

These are useful steps to prepare your outside 'vacation' orchids back to inside orchids.

1. Clean your inside growing area and inside orchids to make them pest free.
2. Examine your outside orchids. Get rid of those that are failing or severely diseased. Don't waste time on a doomed orchid.
3. Trim off dead leaves, inflorescences, pseudobulbs, and growths.
4. Repot any orchids that are falling out of the pot or much too large for the current pot.
5. Treat any obvious or possibly pest infected outside orchids for ants, scale, mites, slugs. Repotting may be necessary. I use acephate to spray and drench the plant, applied twice, 10 days apart. An alternative that can be used inside the house as well, is a mixture of one pint rubbing alcohol, one pint Formula 409, diluted with water to make one gallon.
6. I separate outside orchids from inside orchids for 3 weeks. Check for crawling or flying pests. If ants are still present, the entire pot can be placed in a shallow plastic drip tray with the bottom sprinkled with boric acid.
7. Decide which orchids need to come inside before the outside temperature drops under 50 degrees Fahrenheit. (vandas, phalaenopsis, paphs, phrags). Some can stay out below 50 degrees—cymbidium, dendrobium nobile and kingianum.
8. If you find you don't have enough growing room inside for the now larger orchids, consider donating some for the monthly or annual MOS auction.
9. If these steps seem like a lot of effort, consider the handsome payback when these robust orchids start to bloom this winter and spring!

Fall Potting Workshop (Saturday, October 12, 2024, 10 a.m. – 1 p.m.)

Eric Wiles and Arne Schon will demonstrate repotting and mounting, respectively, before we move into more individualized mentoring sessions with participants. Volunteers needed for 1-on-1 mentors and guidance. Help with set up at 9 am and clean up when finished also be welcome. Snacks included. MOS Educational outreach!



Maryland Orchid Society Fall Potting Workshop

Open to the Public
Saturday October 12, 2024
10AM to 1PM
WOODBROOK BAPTIST CHURCH
25 Stevenson Lane, Baltimore, MD 21212
<https://marylandorchids.org>

Presentations on Repotting, Dividing, Mounting.
Hands on assisted opportunities to practice those skills.

Admission is \$10 per person at door (cash or check only).
Maximum repotting of 2 plants per person, bring your own pot(s), \$5 per plant materials charge (potting medium). No mounting material provided.

Please RSVP by October 10 with your Name, Email, Phone Number, how many plants and type so we can plan for sufficient mentors and materials to:
John Heinbokel (activities@marylandorchids.org)



FIELD TRIP!

Smithsonian Gardens

Orchid Greenhouse – Behind the Scenes

Friday, 1 November 2024; 10 am – noon

Fay Citerone has taken the initiative (Thanks, Fay) to set up a guided tour for MOS at the Smithsonian's Orchid Greenhouse in Suitland, MD, on Friday, November 1st. FYI, Suitland is SE of Washington and is at least 1 hour drive time from Woodbrook Church, depending on time of day and traffic conditions in two metro areas. Tour starts at 10 a.m., plan your travel time accordingly.



Details:

- Participants are limited to 20. Reservations accepted as first-come first-served based on your reservation's e-mail time stamp with priority given to MOS members in good standing.
- If interest exceeds our 20 openings, a wait-list will be established with priority determined by time of reservation.
- Members will be responsible for their transportation to/from Suitland, although carpooling is encouraged and will be facilitated as best we can.
- Further details will be provided once our list of participants is firmed up.
- TO RESERVE YOUR PLACE – CONTACT JOHN HEINBOKEL (Activities@marylandorchids.org). Places will be reserved first-come first-served until our allotment of 20 is filled. Don't dawdle!

Submitted by John Heinbokel, Activities Chair

September Judges' Choice

Vandachostylis Clark Riley

I bought this plant with three growths from an unknown seller on eBay. This plant is growing in an 8-inch teak basket and has never been repotted. Although this plant is a slow-grower, it has produced seven more growths after many years in a rotted basket. Currently, this plant is growing alongside other orchids in the highest part of the greenhouse. It receives plenty of sunlight and higher temperature during winter. During the summer months, it spends time outside the greenhouse, in the colonnade. This plant was recently registered and named in honor of Dr. Clark Riley, an MOS member; for his outstanding service during his decades of membership with our society.

Jos Venturina



Photo by Susan Travers



Photo from THESPRUCE.COM

Clark's Corner



Fungus Black Spots

One of the most common cultural questions is “what are these little black spots on my ...?”. Typically these spots will appear on thin-leaved *Oncidiums*, *Miltoniopsis*, or members of the *Zygopetalum* group. Typically, the little black spots are the result of a local fungus infection. Though not always fatal, the spots are unsightly, irreversible, and sometimes debilitating.


There are no ways of eliminating them, but several things to do to avoid them. First, a change of culture may help. More light, more air movement, and lower humidity can help where possible. You will know it's working if the new growths come in and stay a healthy green. Second, one can treat chemically, such as organically with a sprinkle of cinnamon — regular home spice cinnamon. The flavor in cinnamon is actually a natural anti-fungal chemical produced by the tree. If this doesn't work, the anti-blackspot sprays for roses are quite effective, often with systemic action to protect from within.

An often-overlooked pathway is to select varieties that are resistant to blackspot. Alas, this may involve giving up on a flower you particularly like.

Clark Riley

Miscellaneous Meeting Information

by Vincent Russo, Hospitality Chair



There were 58 Attendees in person at the September Meeting and 6 attendees on Zoom.

Door prizes: Paph. Hsinying Citron ‘#44’ X Paph. Spring Wolf ‘Solid Green’ from The Little Greenhouse and Bulbophyllum Phalaenopsis, donated by Jos Venturina

Door Prize winners: Kathy Jackson and Jessie

Auction Plants: Bulbophyllum Phalaenopsis, Phrag. Sedenii, Monnierara Millennium Magic ‘Witchcraft’ FCC/AOS, Habenaria Pegasus

Auction Winners: Robin Neukam, Jessie Wilson, Jill Allen, Clark Riley

Judges Choice Winner: Jos Venturina's Vandachostylis Clark Riley

How to Make Picture Labels for Practically Free

Follow up to September's "Preparing Your Plant Donations for the Annual Auction" By Bob Travers

Between these two pictures below left and center, which plant would you like to purchase? Picture on the right is a close up of the picture label and text.



They are actually both the same plant, with an informative picture label added to the one on the right. It is Paphiopedilum Harrisianum, a historic cross. It is the first registered Paphiopedilum done in 1869.

This article covers two areas of interest: a little bit on management of your orchid collection, discussing the advantages of keeping a digital log of the orchids in your collection and then stepping through tools available for making picture labels.

Collection management: Start a Collection Log in Excel or another spread sheet tool. Original labels will fade, break, or get lost. Use your imagination for data columns. Some core columns could include a unique identifier for each plant, Genera, Species or Hybrid, Plant name, Parents, Where and when obtained, Notes, etc., until it's more than you want to maintain.

Take digital photos of your orchids in bloom and save them to your computer. Make the picture file name to be the name of your plant. Now that you have an Excel File Log you can cut and paste the name. You could also look up web photos of your plant if you haven't bloomed it yet to know what it should look like. Download a picture and save with the same naming convention.

What you need for Label Making Your computer, Color Printer, Excel File for Mail Merge of the plants you want to label, Printer Paper, Clear Packing tape, Set up an Avery Labels account, it's FREE. It has a built-in design tool.

STEPS

1. Create a separate Excel File for the plants you want make labels for. You will need one record for each label. If you have 10 of the same plant, you need 10 records. Copy data from your collection Log File you may not want all the columns.
2. Create a folder for the labels you want to make. Move your excel file here. Then move a copy of each picture you want to use to this folder.
3. Create Avery account. Remember your password.
4. Log in and go to your projects, select start a new project.
5. Select a label Size. For picture labels I like a 2X4 label. This gives you 10 per sheet. Select any 2x4 template then select Blank vertical presentation easier to view and edit.
6. Stay in Edit all at this point.
7. Add image for your first label. It will go to all labels but don't worry it's easy to replace. Place the picture at the top of the label and adjust orientation and size to fit inside safe zone.

8. Select Import Data Mail Merge. Then Start Import/Merge. Computer Browse for file. Select the file from your computer. Follow Avery Step by step instructions. Deselect the columns and rows you don't want to import then import. Next you will arrange the data. Which column data do you want in what sequence for each row on the label.
9. While still in Edit All Select the text for your plant name and then Bold that text
10. You should now have individual labels for each line of your Excel file with all the same picture, and multiple pages to accommodate the labels you are creating.
11. Now change to Edit One
12. This opens on the first label. The picture should be what you want. Are you satisfied with the text. Click in the text and the text box is revealed and you have several options to edit the text. Once satisfied go to the next label. Click on the picture and you will see the option to replace picture. Browse for file in the folder for this project. Select the correct picture file and open. It will now appear in your label. You may need to adjust size or orientation.
13. Proceed through each label until done.
14. Save your project to your Avery Account.
15. Move to Preview and Print. Look at any warning. If you print on paper don't worry Continue on.
16. Select print yourself. Then select get PDF. Then download to your computer project folder with excel sheet and pictures.
17. Lastly print. Use your printer dialogue to Print set to finest print you can for picture quality. Look at your printer instructions. Laser is different from Inkjet.
18. I print with high quality white paper and then cut the individual label. Over cover the label with clear Packing Tape and trim. Determine what you want to use to put in the pot, a label stick, wire, bamboo stick or popsicle stick. Use your imagination.
19. If you want to use an Avery Label, make sure you buy labels identified as Durable, Weatherproof, or Chemical Resistant these will resist peeling and are waterproof. However, it is not free.

The file will support multiple other capabilities of which label making is only one.

Monthly Show Table Entry forms. MOS web fillable PDF download. Joel will thank you.

<http://www.marylandorchids.org/ShowTableEntryForm.pdf>

Tracking your show table entries over the year


Compiling list of plant donations to auction, MOS web download <https://marylandorchids.org/MOSDonations.pdf> you will need to attach an Excel list.

Maria Zickhur will present 'Photography of Orchids' at the MOS Meeting education corner this month, October 2024. I would suggest for your files, good pictures of the full plant as well as good close-up pictures of the bloom. Remember to name your files with the plant's name.

AOS Corner

National Capital Judging Center (NCJC) upcoming meetings are October 5 and November 2, 2024, at the Saint James United Methodist Church located at 12470 Old Frederick Rd., Marriottsville, MD 21104. AOS Judging starts at noon on both days. In October, Hong Zhang will be presenting a talk on Chinese Cymbidiums, starting at 11 am. Everyone is welcome to come, whether you have plants you want considered for an American Orchid Society Award or not.

September AOS Awards for MOS Members.





Habenaria Rosefinch 'Beanstalk'
AM/AOS 80 Points
exhibited by Sarah Hurdel



Bulbophyllum phalaenopsis
'Memoria Southgate Bud
Hammond'
CCE/AOS 91 Points
Exhibited by Jos Venturina

American Orchid Society - American Orchid Society (aos.org)

This year's INCREDIBLE annual supplement covers "Fragrant Orchids," and we just mailed it to AOS members.




Submitted by Valerie Lowe,
AOS Representative

Thursday October 17th, 2024, Art Chadwick of Chadwick and Son Orchids, Inc., will be our speaker continued from page 1

Stewart favorably reviewed the now-sold-out book and had both Chadwicks on her TV Show. A 2nd edition has since been released.

Art has the distinction of naming Cattleya hybrids after the wives of the last six U.S. Presidents and personally presenting the flowers to most of the honored recipients. He has spoken at two World Orchid Conferences - France 2005, Ecuador 2017 and his popular orchid advice column appeared each month in many newspapers around the country for 20 years.

Chadwicks operates 11 greenhouses in rural Powhatan County, two retail stores in Richmond, and boards over 13,000 orchids for local clients. The company was recently featured in *Southern Living* magazine, *The New York Times*, *the Washington Post*, CBS Sunday Morning, and *O Magazine*.



He will also bring copies of his new book *First Ladies and Their Orchids: A Century of Namesake Cattleyas*.

Maryland Orchid Society

Officers PRESIDENT Bob Travers 410-557-9901(h) 410-336-3873 (c) president@marylandorchids.org	Committees AOS/ODC REPRESENTATIVE Valerie Lowe 410-599-2923 attiliaterep@marylandoccbids.ocg	NEWSLETTER Laura Sobelman 410-615-2445 imsobes@gmail.com Sarah Spence John Heinbokel
VICE PRESIDENT Marc Kiriou 443-509-0084 vicepresident@marylandorchids.org gothiclord01@yahoo.com	AUCTION Aaron Webb 410-419-1312 auction@marylandorchids.org	PROGRAM Fay Citerone 443-326-8541 program@marylandorchids.org Mai Conaway
TREASURER Brenda Logan 443-687-6272 treasurer@marylandorchids.org	AWAY SHOWS Valerie Lowe 410-599-2923 awayshows@marylandorchids.org	REFRESHMENTS Kathi Jackson 410-733-9339 refreshments@marylandorchids.org Brenda Logan, Diane Elam
SECRETARY Diane Elam 301-831-7026 240-793-9981 secretary@marylandorchids.org	ACTIVITIES John Heinbokel 410-517-1460 activities@marylandorchids.org	SHOW Marc Kiriou 443-509-0084 gothiclord01@yahoo.com Valerie Lowe Laura Sobelman
PAST PRESIDENT John Heinbokel 410-517-1460 heinbokel@hotmail.com	EDUCATION Chris Zajac 410-529-9281, 410-274-2473 chriszajac84@comcast.net Arne Schon	SHOW TABLE Joel Graham 814-441-2090 jegmicrobe@gmail.com
DIRECTORS Joy Marlowe 410-299-5204 director1@marylandorchids.org Robin Neukam 443-224-7948 director2@marylandorchids.org	HOSPITALITY Vincent Russo 443-991-9967 vcr062007@gmail.com	SOCIAL MEDIA Joel Graham 814-441-2090 jegmicrobe@gmail.com Susan Travers
<p>The <i>MOS Newsletter</i>, published monthly by the Maryland Orchid Society September through June, shares the latest news of our orchid community.</p> <p>We invite articles, notices, etc., for inclusion in our newsletter. The deadline for inclusion is the first day of each month.</p> <p>The MOS brings together people interested in orchids to promote and encourage orchid culture, preservation, education, propagation, hybridization, and all other orchid-related activities of interest to its members. Benefits of membership include a subscription to the Newsletter (e-mail and web), voting rights, borrowing privileges from the MOS Library, monthly guest speakers, local judging, door prizes, and much, much, more!</p> <p>If you are interested in orchid culture and would like to meet others with similar interests, we cordially invite you to join the ranks of Marylanders already enjoying the benefits of membership in the Maryland Orchid Society. Visit us on the Web at www.marylandorchids.org</p>	HOUSE Clark Riley 410-591-9201 DrRiley@aol.com Bob Johnston	SUNSHINE Pat Schiavi 410-456-7399 sunshine@marylandorchids.org
	LIBRARY Wanda Kuhn 410-286-3868 kuhnwa@verizon.net Suzanne Gaertner	WEBSITE Clark Riley 410-591-9201 info@marylandorchids.org
	MEMBERSHIP Jill Allen 301-704-9401 membership@marylandorchids.org Sarah Spence 	<p>The MOS meets at the Woodbrook Church, 25 Stevenson Lane, Baltimore, MD 21212, the third Thursday of each month, September through June. The Show Table setup begins at 7 p.m. followed by judging at 7:30 p.m. The Education Corner and Library open at 7:15 p.m. The program commences at 8 p.m. and adjourns at approximately 9:30 p.m. Members may also attend via Zoom.</p>  <p>Maryland Orchid Society Facebook</p>