



# ORCHID newsletter



News and information from the Maryland Orchid Society

February 2025

## President's message



Despite the cold and snow in January, MOS successfully completed our Rawlings exhibition. See article and pictures in this issue. One of the Rawlings staff told me that our exhibition is one of the best attended events they hold all year. Also, members turned out for Chris Zajac's presentation on Dendrobium. Chris, well done.

The meeting turnout was great in person, and we also had our largest Zoom participation. Please note the inclement weather policy included below and on our website. By the time you are reading this we will wrapped up our first away show of the season with Susquehanna Orchid Society at Hershey Gardens. Hopefully the results have arrived and are included.

February turns full focus on preparing for our MOS Show in March. Read the article "Thinking about MOS Show Exhibit" in this issue, and "go for it". For the February meeting Marc Kiriou will provide show details encourage registration, volunteer sign up, and Susan Travers will present "Collaborating On a Display" and then facilitate members building a table top exhibit from show table plants. You will want to attend in person for this. Looking forward to the February education corner with "Fertilizing Orchids" by Arne Schon.

The Maryland Orchid Society Board of Trustees will meet Thursday, February 6 via Zoom. Board Meetings are open to MOS Membership, contact Bob Travers if you wish to be included on the Zoom invite.

Enjoy the summer glow your orchids provide while we wait for spring. Bob Travers



**NOTICE:** If the Snow Emergency Plan is in effect in Baltimore County or City the in-person meeting will be cancelled. A Zoom link is provided in the Meeting Announcement. You can still earn a show table point by submitting pictures of your plants to Mai Conaway [conawaymai@yahoo.com](mailto:conawaymai@yahoo.com) the Wednesday before.

**Virtual Show Table Rules:** Plants must have been photographed in bloom since the last meeting. Exhibitors must email a picture along with the typed name of each plant to the VST Coordinator. The name of the orchid must be typed in the email or be part of the photo file name. No photos of plant labels will be allowed.

Program Feb 20, 2025

Preparation for MOS March Show & Sale  
Marc Kiriou, Show Chair

'Collaborating On a Display' Susan Travers

Build An Exhibit from Monthly Show Table Plants


Reserve a Show Space

Sponsor an Award

Volunteer



MOS member and Director Robin Neukam received this beautiful painting her daughter painted for Robin's birthday. It is of one of Robin's orchids.



### Message from Marc Kiriou, Show Chair and Vice President

Our show this year will be held from March 7<sup>th</sup> -9<sup>th</sup> at the Timonium Fair Grounds, in conjunction with the second week of the home and garden show. Set up for the show will be on March 4<sup>th</sup> with display installation taking place on the 5<sup>th</sup>. AOS Judging will be held on March 6<sup>th</sup> starting at 9:00am.

We encourage all members to think about putting in a display for the show either by yourself or working as a team. Much of our show's success is a direct result of our membership participation in displaying their orchids and volunteering for the show. I will have volunteer sheets at the February meeting, but you can also email me if you would like to be added to the volunteer list.

## Calendar of Events 2025

**February 6 Board of Trustees Meeting:** Zoom 7PM

Members Welcome, contact Bob Travers for Zoom Invite

**February 8 The 45th Annual NCOS Paph Forum**

[North Chevy Chase Christian Church](#)

8841 Kensington Parkway Chevy Chase, MD 20815

**February 20 MOS Monthly Meeting**

**March 7-9 MOS Annual Show & Sale @ Timonium Fairgrounds**

4 (Tu) - Staging set-up (volunteers needed)

5 (Wed) – Set-up exhibits

6 (Th) – AOS Judging; Preview Sale 3-6 PM

(clerking volunteers needed)

7 – 9 (Fr-Su) – Show open to public

(hospitality volunteers needed)

9 (Su) –Tear Down 6 PM (volunteers needed)

**March 20 MOS Monthly Meeting**

**April 3-6 SEPOS Show @ Greater Philadelphia Expo Center**

April 3 – Set-up (Plants and Designers Needed)

April 6 – Tear-Down

(Show Table Points Awarded to Orchid Loaners)

April TBD MOS Spring Workshop

**Apr 17 MOS Monthly Meeting**

**April 9 - 12, 2025 AOS 2025 Spring Members Meeting**

Orchid Vendors, AOS Judging, Workshops, Great Speakers, Auction & More!

Crowne Plaza Annapolis 173 Jennifer Road Annapolis, MD.

**May 15 MOS Monthly Meeting**

**June 19 MOS Monthly Meeting**

**July** TBD Board of Trustees Meeting

**July or August** TBD MOS Picnic

**August – Sept** TBD Exhibit at Maryland State Fair (Show Table Points Awarded to Participants)

**September 18-21 NCOS Show @ Homestead Gardens**

Sept 18 – Set-up (Plants and Designers Needed)

Sept 21– Tear-down

(Show Table Points Awarded to Orchid Loaners)

**September 25 MOS Monthly Meeting**

[Changed due to conflict with NCOS Show]

## Invitation to Another MOS Show Season 2025 *Bob Travers*

You are cordially invited to support/participate/volunteer MOS have another successful Show Season.			
Dates	Show	Location	Notes
March 4-9	MOS – Maryland Orchid Society <a href="#">Maryland Orchid Society Home Page</a> Contact Marc Kiriou	Timonium Fairgrounds MD.	MOS Members Exhibitors Wanted! <b>March 4</b> Help for Staging Set Up 9-12 <b>March 5</b> Exhibit Setup 9-5 <b>March 6</b> Clerks for judging 9-1 <b>March 7, 8, 9</b> Man Hospitality Show Hours <b>March 9</b> Show teardown 6 pm
April 3-6	SEPOS – Southeastern Pennsylvania Orchid society. <a href="#">Home   SEPOS</a> Contact Valerie Lowe	Oaks Expo Center, 100 Station Ave Oaks, PA 19456	<b>April 3</b> Need plants, help staging and exhibit setup, start 8-9 AM <b>April 6</b> teardown 4-5 PM Week before our monthly meeting
Sept 18-21	NCOS – National Capitol Orchid Society <a href="#">National Capital Orchid Society (ncos.us)</a> Contact Valerie Lowe	Homestead Gardens, Davidsonville MD	<b>Sept 18</b> Need plants, help staging and exhibit setup, start 8-9 AM <b>Sept 21</b> teardown 3-4 PM <b>Sept 25</b> Our monthly meeting moved out





### **Judges Choice at January Meeting – Ascocentrum pusillum – by Brenda Logan**

When Joel announced that this orchid was the judges' choice he called it a Vanda nana. It must have been renamed because the tag from Little Brook Orchids names it Ascocentrum pusillum. I have owned this plant for several years. In 2020 I purchased an Orchidarium tank at the MOS Spring Show. It is one of the best purchases that I have made to help me with growing orchids, especially mounted miniatures. The Orchidarium is similar to a reptile tank, but it includes plant grow lights in the lid and plastic grid on 3 sides that makes it easy to hang mounted orchids. It came with a fogger, but after a couple of years I replaced the fogger with a reptile misting system that I mounted at the top of the tank. I mist the orchids using distilled water once or twice a day. Every 1 or 2 weeks I remove them from the tank and flush them with tap water in the kitchen sink.

I spray or drench them with a weekly, weak dose of fertilizer (K-lite from First Rays). The grow lights are on a timer. I adjust the duration that the lights are on according to the schedule that Sunset Valley Orchids recommends. (12 hours in Jan., 13 hours in Dec. and Feb., 14 hours in Mar and Nov, 15 hours in Apr – Oct.) Since this species of orchid enjoys high levels of light, I hang it very close to the top of the tank. This plant normally blooms twice a year. It had 7 flowering spikes this blooming season.

### **AOS Corner Submitted by Valerie Lowe, AOS Representative**



#### **LOCAL AOS NEWS:**

National Capital Judging Center (NCJC) [National Capital Judging Center](#)

The NCJC will be meeting on March 1, 2025 at the Saint James United Methodist Church located at 12470 Old Frederick Rd, Marriottsville, MD 21104. AOS Judging will start at noon. Everyone is welcome to come, whether you have plants you want considered for an American Orchid Society Award or not.

#### **MOS Members Recent Awards**

Dr. Griesbach's plant of Cymbidium Mountain Amazing 'Toyland' received an 83-point Award of Merit (AM) from the American Orchid Society.



### Spring 2025 Members Meeting

The American Orchid Society

In conjunction with North American Orchid Conservation Center, a program of the Smithsonian Environmental Research Center

**Join Us!**  
Annapolis, MD  
April 9th - 12th, 2025

Plant Sales, AOS Judging, Auctions, Expert Speakers, Workshops, Tours & More!

Details at <https://www.aos.org>

Host Hotel - Annapolis Crowne Plaza  
173 Jennifer Road

## Webinars - Coming Attractions!

**REGISTRATION IS EASY** [www.aos.org/webinars](http://www.aos.org/webinars)  
Cannot make it on the scheduled date and time? No need to worry.  
Register now and view on your time schedule.  
Send Your Greenhouse Chat Questions and Photos to: [greenhousechat@aos.org](mailto:greenhousechat@aos.org)  
Greenhouse Chat webinars are recorded and summarized by topic for future viewing.

When	Feb. 05, 2025 Wednesday 8:30 pm EST	Feb. 12, 2025 Wednesday 8:30 pm EST	March 05, 2025 Wednesday 8:30 pm EST	April 03, 2025 Thursday 8:30 pm EDT
Topic	Greenhouse Chat Orchid Q & A Send in your Photos and Questions by Feb. 02	Inorganic Potting Media, Never Repot Again Part 2 Inorganic Potting Media	Why Won't It Bloom? Explore Common and Other Reasons Your Orchid Fails to Bloom	Greenhouse Chat Orchid Q & A Send in your Photos and Questions by March 31
Presenter	Ron McHatten AOS Chief Education and Science Officer	Harvey Brenneise Longtime orchid grower across multiple states and in different environments.	Ron McHatten AOS Chief Education and Science Officer	Ron McHatten AOS Chief Education and Science Officer

Webinar announcements are posted to Facebook, Instagram and in the AOS Corner of your Affiliated Society's newsletter.

Use the WEBINAR Display Filter

**Seasonal Orchid Care March/April Click here [Monthly Checklist for March and April - American Orchid Society](#) for orchid culture and its chores by season is a convenient way to make sure that your orchids get the proper care at the right time. Becoming in tune with your plants' growth cycles creates a connection with the natural world and makes you a better grower.**

## Education Corner Schedule and Topics 2025

Any MOS member may volunteer to present a topic with basic, practical content for the novice grower: a 15-minute presentation followed by a 15-minute Q and A session. Topic suggestions welcome!  
Your Education Committee: Chris Zajac or Arne Schon.

**The education corner runs 7:15 to 7:45 p.m.**  
February 20 'Fertilizing Orchids' Arne Schon  
March 20 'How to Grow Cattleyas'. Bob Johnston  
April 17 'Growing Phragmipediums' Aaron Webb



### As you requested, excerpt from Chris Zajac 'Growing Dendrobium' Program

In 1914 the genus Dendrobium was subdivided into about 40 Sections • Each contains about 3 to 60 species. I have selected what I believe to be of the most popular and easily obtainable Sections. They can be commonly found on local vendor sales tables or Orchid Society auctions. Culture Tips. Good luck and good growing!

❖ **Section <sup>1</sup>Dendrobium** [*Den nobile*-Spring Dream 'Apollon', *Den parishii*, *Den anosmum*], **<sup>2</sup>Dendrocoryne** [*Den kingianum*, *Den speciosum*, *Den tetragonum*, *Den x delicatum*, *Den Warragul*], and **<sup>3</sup>Callista** [*Den lindleyi*, or *aggregatum*, *Den densiflorum*] need a dry rest during cooler months. Placing a red plant label in the pot can serve as a reminder to resist the natural urge to water a dry appearing plant/ media.

❖ **Section Phalaenanthus aka Den-phals** [*biggibum* hybrids: *Den Hawaii Stripes*, *Den Burana Scarlet*, *Den Enobi Splash*] **<sup>4</sup>Latouria** [*Den atroviolaceum*, *Den Aussie Chip*, *Den Little Pam*, *Den spectabile*, *Den alexandrae*, *Den Big Alex*], and **<sup>5</sup>Spatulata** [*Den antennatum* or *startiotes*, *Den canaliculatum* hybrids- *Den Blue Twinkle*, *Den Minnie Pearl*] need less water in cooler months 'a winter slowdown'.

- Keep Section Spatulata over 60 degrees, and don't disturb the roots.
- Maintain high light, especially in the winter, if you want a lot of flowers!
- Keep these cool, 50 to 55 degrees F, during our cool months including **<sup>3</sup>Callista** species **<sup>1</sup>nobile** and **<sup>2</sup>kingianum**



Jill Allen  
Membership Chair

### MOS Welcomes the following new members...

Janice Krasnow  
Molly Bettridge  
Ms. Kameron Ross  
Stephen Noga, Jill Roman  
Jason Overgard, Amber  
Laurey Cosowsky



Miscellaneous Meeting  
Information  
Vincent Russo  
Hospitality Chair

There were 43 Attendees in person at the January Meeting and 14 Zoom Attendees

### Guests

Jason Overgard  
Mike Keller  
Nana  
Mattie

### Door prize:

Dendrobium Roy Tokunaga  
(From Little Greenhouse)

### Door Prize Winner:

Mike Keller

### Auction Plants:





1-5. Pinguicula Agnata 'El Lobo'  
x Moctezumae (Butterworts)

6. Dienia Ophrydis

### Auction Winners:

1. Todd Jackson
2. Molly Bettridge
3. Courtney Bounds
4. Robin Newcomb
5. Brenda Logan
6. Courtney Bounds

## Virtual Show Table January 16 2025 11 blooming plants from 4 exhibitors

			
Paphiopedilum Alibion FCC Joanna Hager	Phalaenopsis Schilleriana Monica Sparber	Paphiopedilum Lippewunder 'Egg Custard' x Paphiopedilum villosum 'Copper Angel' HCC/AOS Mai Conaway	Bc. Maikai 'Spotted Star' x B. Nodosa Suzanne Gaertner



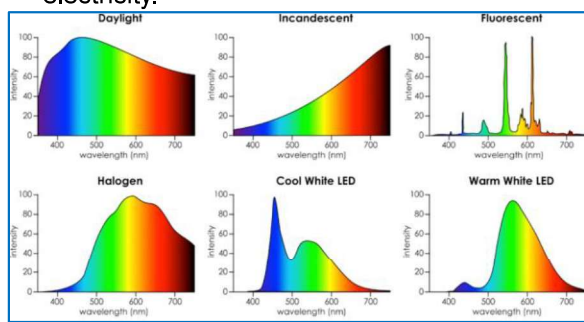


## Clark's Corner The Quality of Light

Orchid hobbyists have been growing orchids under lights for about a century. Given the cost and land requirement of a greenhouse, and the physical limits to the number of

good windowsills in any home, growing under lights makes sense.

I don't think there was ever a time when orchids were grown under gas lights given the heat and safety nightmares. So, the earliest light setups used tungsten filament bulbs, which emit light when electrically heated to incandescence. The light was OK for growing most plants, as it was a wide spectrum. The chart here compares the spectrum of different light sources. Tungsten lights are rich in reds, which are absorbed by the chlorophyll in the leaves. These lights also produce a LOT of heat and consume a lot of electricity.



Light spectra from different sources. \*

In the 1960s, the cost of fluorescent fixtures dropped into an affordable range. They produce a lot more light per watt of electricity, about 10 TIMES as much. Fluorescent light carts and shelves became very popular for growing orchids. The light spectrum is not even as in daylight or tungsten, but includes the wavelengths that orchids need. Some growers adopted halogen lights, which produce a lot of light with good spectral qualities. However, halogen lights are expensive and not as efficient as fluorescence. Their high intensity made them popular with cannabis growers, even before the legalization of cannabis. In the 2010s, LED shop lights became very economical. The fixtures were often cheaper than fluorescent fixtures, they used about a quarter as much electricity for the same quantity of light, their spectra were orchid compatible. For economic and horticultural reasons, LEDs are the grow light choice for orchids today.

\*<https://neiloseman.com/know-your-lights-tungsten/>

## Rawlings Conservatory Exhibition January 10-12 2025

John Heinbokel

Activities Committee January 26, 2025

Our new calendar year got off to a great start with our annual collaborative exhibition with the Rawlings Conservatory. If the tally sheet is complete, 18 MOS members contributed 49 plants (exceptional quality AND variety) set up in the entry lobby of the Conservatory to complement the Rawlings permanent display.

This is always our first opportunity each year (and probably the best opportunity throughout the year!) to interact with, educate, and perhaps recruit other orchid enthusiasts in the community – even some who hadn't yet realized they were enthusiasts. Sincere thanks to those who donated plants (and earned a Show Table Participation Point!) and who committed some time over the weekend to staff the exhibit and greatly enrich the experience for the folks who passed through. Speaking of passers-through, Rawlings staff told us while closing on Sunday that the visitor count that day was the highest, they had ever experienced. It is clearly a win-win for both organizations! If you missed it this year, there's always next year!

**A Message from Rawlings** Thank you so much for your work with another great orchid expo at the Conservatory! We had excellent turn-out this year, a total of 922 visitors. Please pass along my thanks to the MOS members who participated. The flowers were exquisite, and we are so grateful for how generous the members are with their time speaking with our guests. We get feedback every year from both staff and visitors about how kind, knowledgeable, and friendly the MOS members are, and this year was no exception.





## Novice

1. Phal. Blush Cheeks - Todd Jackson

## Homegrown

1. Pcv. Key Lime Stars - Arne Schon
2. Tie: Pot. Lustrous Jade - Bob Johnston  
Phal. Little Gem Stripes - Amanda Gallegos
3. Tie: Bc. Maikai 'Louise' - Marilyn Lauffer  
Phal. Sogo Manager 'Newberry Sunshine' - Kathi Jackson

## Greenhouse

1. Blc. Volcano Star 'Volcano Queen' FCC/AOS - Clark Riley

## Cattleya

1. Blc. (Kaboom x Love Sound) - Chris Zajac
2. Tie: C. Nola Belle - Phuong Tran & Rich Kaste  
Blc. Topaz Impact - Courtney Bounds
3. Tie: Bc. Chesty Puller 'Tucan' - Bob Johnston  
Rth. Ines M Quiles 'Fair Orchids' - Maria and Norm Zickhur

## Phalaenopsis

1. Phal. Birdie - Diane Elam
2. Tie: Phal. Sogo Berry 'Blueberry Cupcake' - Chris Zajac  
Phal. Noid 'Pretty in Pink' - Amanda Gallegos  
Phal. Chia F Yenlin - Jill Allen
3. Phal. Noid 'Pink Magenta Rust' - Todd Jackson

## Paphiopedilum

1. Phrag. Andean Fire - Laura Sobelman
2. Tie: Paph. *niveum* - Bob Travers  
Paph. *venustum* - John Heinbokel
3. Paph. French Wonder - Joel Graham

## Dendrobium

1. Den. Blue Twinkle - Chris Zajac
2. Den. nobile 'Merlin' - Joel Graham



The judges' choice for the evening went to the specimen *Vanda nana* (formerly *Ascocentrum pumilum*) brought in by Brenda Logan (see page 7 for Brenda's article.)

## Oncidium

1. Bllra. Marfitch 'Howards Dream' AM/AOS - Sarah L. Spence
2. Wils. Firecat 'Black Snake' - John Heinbokel
3. Onc. Twinkle 'Yellow Sunlight' - Fay Citerone

## Miscellaneous Hybrid

1. Cl. Grace Dunn - Chris Zajac
2. Fdk. After Dark 'Sunset Valley Orchids' - Aaron Webb
3. Tie: Zns. Snow Bird 'Kaila' HCC/AOS - Bob Travers  
Cyacd. Wine Delight 'JEM' - Maria and Norm Zickhur

## Species

1. Ren. *monachica* - Robin Neukam
2. Lud. *discolor alba* - Fay Citerone
3. Tie: Coel. *glandulosa* - Nicolle Allen  
Comp. *speciosa* - Bob Johnston

## Miniature

1. V. *nana* - Brenda Logan
2. Trctm. *albococcineum* - Arne Schön

## First Bloom

1. Phrag. (*longifolium gracile* x Estelle Getty) - Joel Graham
2. Mo. Jumbo Doll - Joseph Hamilton

## Fragrance

1. Angcm. Crestwood '3 Spurs' - Robin Neukam
2. Tie: R. *glauca* - Kathi Jackson  
Rhy. *gigantea* - Phuong Tran & Rich Kaste
3. Blc. Prada Green Deluxe x Erin Kobayashi - Bob Johnston

MOS you are the best! You turned out a spectacular show table and under threat of snow, Thank you! We had 60 blooming plants on the show table, in spite of the cold weather. We had a nice selection of interesting species and hybrids and once again a good showing by new and seasoned members. **The judges' choice for the evening went to the specimen *Vanda nana* (formerly *Ascocentrum pumilum*) brought in by Brenda Logan.** Our judges for the evening were Joseph Hamilton, Courtney Bounds and Barbara Pralle. Exhibitors not mentioned above were Wanda Kuhn, Joy Marlowe and Barbara Pralle. A total of 26 exhibitor participated.







**Earn Show Table Point! Your plants will be AOS Judged. Go for it!**

Particularly if it is your first time. The challenge is exciting, and the camaraderie of setup day is wonderful and educational.

Face your fears and commit to Exhibit. Reward and Satisfaction come with Participation. We would love nothing more than to be able to give the BEST FIRST TIME EXHIBITOR EXHIBIT AWARD

How is the MOS Show different for the monthly meeting show table? Show allows inclusion of orchids regardless of length of ownership. Show judging is performed by accredited American Orchid Society (AOS) Judges. MOS Show Judging covers Ribbon Judging of Exhibit and Plant Classes, and then formal AOS Award judging of exceptional Exhibits and Plants.

Reserve Exhibit Space. Reserve Hobbyist Exhibit on the with our Show Chair.

Registration Form. Once you have reserved you space a **Registration Form** will be sent to you. (Division 1 is Exhibit size class, Divisions 2 Alliance Plant Classes & Division 3 Special Plant Classes) this information is on your registration form in the Help Tab.

Can I do it by myself? Once you have studied the show schedule determine if you can do the exhibit on your own, or do you want to partner with someone or include borrowed plants. This determines how you register. One or more folks can register the overall Exhibit then each plant in the Exhibit is registered to the Exhibit and the Plant Owner

Plan your Exhibit. Understand the space you will have to work with. For a Table-Top exhibit MOS Provides a consistent covered backdrop about 36" T, 30 to 36"D, up to 48" L. MOS covers the tabletop with a black base. Floor exhibits, MOS provides grid wall backdrops (uncovered) 6' T, number of panels per size of exhibit. Electric available. It is your responsibility to provide your own auxiliary lighting extension cords within your exhibit and all staging materials.

AOS Tools Available. I would encourage those who have not yet joined the American Orchid Society to do now. Our Show is judged by American Orchid Society Judges guided by the AMERICAN ORCHID SOCIETY HANDBOOK ON JUDGING. This is available to you online as an AOS member. Also, as AOS members you have free access to their library of Webinars. [The American Orchid Society \(aos.org\)](http://The American Orchid Society (aos.org))

Trial run where possible. It is good to build your exhibit at home so you can determine staging needs and see how you are managing the Principles of Design. Important in design is the Line and Flow of the exhibit accentuated by the **Rhythm** of colors used throughout the exhibit. Subtle softer colors or colors of the same hue can create a more lyrical flow to help the eye pass naturally through the exhibit. Plant foliage, exposed roots and natural inflorescence presentation can help establish visual flow within the Exhibit. Other important aspects are **Balance** and Placement of plants – how they are they are organized and the scale of the plants in relationship to each other. There should be subtle variety in size and height of adjacent plant but also a broad range of sizes from the smallest to the largest plant. Consider texture of flowers and plants. Good usage of space is key. Plants should be placed evenly throughout, not crowded, or clumped in the middle. You want each plants flowers to be readily viewable and looking at the judges. The Exhibit should not appear flat, consider appropriate placement in the plane of view for transition of epiphytes grow high to terrestrials grow low. Gradually reduce height as the as you fill from the back to the front. You want you exhibit to have dimension. Don't forget your Orchid foliage plants, there are classes to enter them. Visual resting space is also good within and exhibit. Pots and original labels should not be visible. Typically, pots should be wrapped and hide labels in weed block fabric. Mulch, Live Moss, logs or stone and a few non-orchid foliage plants can be utilized to add to or soften the natural aspects of an Exhibit


Before you take apart your trial run exhibit Create a map of your plant placement. Take a picture. Build a list of your plant names and owner's name, research to ensure spelling is accurate. **HINT** build your list as a data file in either Word or Excel or equivalent file format. This will make it easy to copy your Plant and Owner names into your Exhibit registration file. Make your Exhibit Plant labels; recommendations but use what works for you that is consistent within exhibit

You are almost there - Final Prep Prepare plants. Weeks ahead stake them properly, and don't change the orientation toward light. Clean foliage; trim off brown parts of leaves. Clean leaves with a damp cloth or milk. A vinegar and water solution (1 to 10) will help to remove residue. Safer's Insecticidal Soap may also be used. Ensure labels can be pushed into the pots. Water plants well before set-up. If a plant is top-heavy, place it into a larger pot with gravel or a wet clay pot.

Build your supply list as you work. You need to bring everything with you. If you are receiving plants to use on the day of and at the show you need to anticipate staging needs for them.

- Black Card Stock for Plant Labels [Amazon.com: BCP 200pcs Kraft Paper Blank Kraft Message Business Gift Card Word Card 3.5 x 2 inches \(Black\) : Office Products](http://Amazon.com: BCP 200pcs Kraft Paper Blank Kraft Message Business Gift Card Word Card 3.5 x 2 inches (Black) : Office Products)
- Silver pens [Amazon.com: Sharpie Oil-Based Paint Marker, Fine Point, Pack of 3 \(Silver\) : Arts, Crafts & Sewing](http://Amazon.com: Sharpie Oil-Based Paint Marker, Fine Point, Pack of 3 (Silver) : Arts, Crafts & Sewing).
- Ground cover - sheet moss, shredded bark, fabric,
- Materials to cover pots, such as sheet moss or fabric
- Floral tape various shades of green and brown to wrap stem wire to match your inflorescence

- Flower pins. Straight pins (to hold fabric or moss in place, particularly tops of pots)
- Risers - florist stands, boxes, buckets, cable spools, extra pots (clay and plastic), all sizes
- Green wires - stem and paddle
- Tool kit Wire cutters, pliers, Pen, pencil, indelible marker, scissors, scotch tape, Duct tape, fillers
- Lights, clips or stands, extension cords
- Foliage plants, Props (non-distracting)
- Sprayer or water can for misting plants during show
- Your computer and thumb drive to complete your exhibit data entry



## MARYLAND EXHIBIT AT THE 2025 SUSQUEHANNA ORCHID SOCIETY SHOW

With the help of Robert & Susan Travers, Clark Riley, Fay Citerone, Robin Neukam, Courtney Bounds, Nicole Burke, Eric Wiles; the generous donation of plants from Jill Allen, Fay Citerone, Diane Elam, Susan Gaertner, Amanda Gallegos, Joel Graham, John Heinbokel, Kathi Jackson, Robert Johnston, Wanda Kuhn, Marilyn Lauffer, Brenda Logan, Valerie Lowe, Joy Marlowe, Robin Neukam. Clark Riley, David Smith, Laura Sobelman, Monica Sparber, Robert Travers, Eric Wiles, Barry Woolf and Chris Zajac, were used to install a 58-square-foot orchid exhibit representing the Maryland Orchid Society which won **First Place in its class, Best Society Exhibit, the AOS Show Trophy, and Silver Certificate from the American Orchid Society.**

Other ribbons/awards received were:

PLANT	AWARD	OWNER
Oncidium sphacelatum	2 <sup>nd</sup>	Jill Allen
Vandachostylis Pine Rivers 'Pink'	2 <sup>nd</sup>	Fay Citerone
Onc. Twinkle 'Yellow Sunlight'	3 <sup>rd</sup>	Fay Citerone
Ons. Wildcat 'Yellow King'	2 <sup>nd</sup>	Fay Citerone
Ludisia discolor v. alba	3 <sup>rd</sup>	Fay Citerone
Phal. Pretty in Pink	3 <sup>rd</sup>	Amanda Gallegos
Phal. Birdie	3 <sup>rd</sup>	Diane Elam
Paph. Venustum	2 <sup>nd</sup>	John Heinbokel
Phal. Sogo Manager 'Newberry Sunshine'	2 <sup>nd</sup>	Kathi Jackson
Cattleya Crystelle Smith	2 <sup>nd</sup>	Kathi Jackson
Stenorrhynchos speciosum	2 <sup>nd</sup>	Kathi Jackson
Zygopetalum Advance Australia 'HOF', AM/AOS	2 <sup>nd</sup>	Wanda Kuhn
Guarianthe skinneri 'Casa Luna', AM/AOS	1 <sup>st</sup>	Marilyn Lauffer
Stenorrhynchos speciosum	3 <sup>rd</sup>	Brenda Logan
Haraella retrocalla	3 <sup>rd</sup>	Valerie Lowe
Oncostele Wildcat 'Golden Red Star'	1 <sup>st</sup>	Robin Neukam
Rossioglossum Bob Hamilton	1 <sup>st</sup>	Robin Neukam
Phal. Robin Nigritella	2 <sup>nd</sup>	Robin Neukam
Masd. Redwing 'Harford', AM/AOS	1 <sup>st</sup>	Robin Neukam
Masd. Redwing 'Harford', AM/AOS	Best Pleurothallis Alliance	Robin Neukam
Masd. Claret Chalice 'Harford's Wine Festival', AM/AOS	2 <sup>nd</sup>	Robin Neukam
Epi. Little Miss Sunshine 'Maureen Wood', AM/AOS	1 <sup>st</sup>	Robert Travers
Zygonisia Snow Bird 'Kaila', HCC/AOS	2 <sup>nd</sup>	Robert Travers
Paph. Hawaiian Tea 'Susan J', AM/AOS	2 <sup>nd</sup>	Robert Travers
Dienia ophrydis	2 <sup>nd</sup>	Robert Travers
Cymbidium Lovely Valley 'Peace in the World'	3 <sup>rd</sup>	Clark Riley
Cymbidium Mighty Flor	3 <sup>rd</sup>	Clark Riley
Platystele halbingerii	1 <sup>st</sup>	David Smith
Platystele stenostachya	2 <sup>nd</sup>	David Smith
Dendrochilum stenophyllum	2 <sup>nd</sup>	David Smith
Cymbidium Jetset	2 <sup>nd</sup>	Barry Woolf
Paph. Coro Beauty	2 <sup>nd</sup>	Barry Woolf
Bulbophyllum obtusipetalum	2 <sup>nd</sup>	Barry Woolf
Cattleya (Orpetii x Seagulls Apricot)	1 <sup>st</sup>	Chris Zajac
Rtt. Trent's Flame	2 <sup>nd</sup>	Chris Zajac
Dendrobium Blue Twinkle	2 <sup>nd</sup>	Chris Zajac
Phal. Yu Pin Easter Island	3 <sup>rd</sup>	Chris Zajac

I would like to thank Jill Allen, Fay Citerone, Courtney & Kevin Bounds, John Heinbokel, Clark Riley, Robin Neukam, Jos Venturina, Robert & Susan Travers, Eric Wiles for helping to tear down the exhibit, getting it packed up, and transported home.

*Respectfully submitted, Valerie Lowe, Away Shows Chair*



The MOS meets at the Woodbrook Church, 25 Stevenson Lane, Baltimore, MD 21212  
the third Thursday of each month, September through June.

The Show Table setup begins at 7 p.m., judging at 7:30 p.m. The Education Corner and Library open at 7:15 p.m. The program commences at 8 p.m. and adjourns at approximately 9:30 p.m. Members may also attend via Zoom. The *MOS Newsletter*, published monthly by the Maryland Orchid Society September through June, shares the latest news of our orchid community. We invite articles, notices, etc., for inclusion in our newsletter. The deadline for inclusion is the 26th day of each month.

Officers		Committees Chairs	
<b>PRESIDENT</b> Bob Travers 410-557-9901(h) 410-336-3873 (c) <a href="mailto:president@marylandorchids.org">president@marylandorchids.org</a>		<b>AOS/ODC REPRESENTATIVE</b> Valerie Lowe 410-599-2923 <a href="mailto:vlowe14@comcast.net">vlowe14@comcast.net</a>	
<b>VICE PRESIDENT</b> Marc Kiriou 443-509-0084 <a href="mailto:vicepresident@marylandorchids.org">vicepresident@marylandorchids.org</a> <a href="mailto:gothiclord01@yahoo.com">gothiclord01@yahoo.com</a>		<b>NEWSLETTER</b> Laura Sobelman 410-615-2445 <a href="mailto:lsobes@gmail.com">lsobes@gmail.com</a> Susan Travers, Sarah Spence, John Heinbokel	
<b>TREASURER</b> Brenda Logan 443-687-6272 <a href="mailto:treasurer@marylandorchids.org">treasurer@marylandorchids.org</a>		<b>AUCTION</b> Aaron Webb 410-419-1312 <a href="mailto:auktion@marylandorchids.org">auktion@marylandorchids.org</a> <i>backup open</i>	
<b>SECRETARY</b> Diane Elam 301-831-7026 240-793-9981 <a href="mailto:secretary@marylandorchids.org">secretary@marylandorchids.org</a>		<b>PROGRAM</b> Fay Citerone 443-326-8541 <a href="mailto:program@marylandorchids.org">program@marylandorchids.org</a> Mai Conaway	
<b>PAST PRESIDENT</b> John Heinbokel 410-517-1460 <a href="mailto:heinbokel@hotmail.com">heinbokel@hotmail.com</a>		<b>AWAY SHOWS</b> Valerie Lowe 410-599-2923 <a href="mailto:awayshows@marylandorchids.org">awayshows@marylandorchids.org</a> <i>backup open</i>	
<b>DIRECTORS</b> Joy Marlowe 410-299-5204 <a href="mailto:director1@marylandorchids.org">director1@marylandorchids.org</a> Robin Neukam 443-224-7948 <a href="mailto:director2@marylandorchids.org">director2@marylandorchids.org</a>		<b>REFRESHMENTS</b> Kathi Jackson 410-733-9339 <a href="mailto:refreshments@marylandorchids.org">refreshments@marylandorchids.org</a> Brenda Logan, Diane Elam	
<b>HOUSE</b> Clark Riley 410-591-9201 <a href="mailto:DrRiley@aol.com">DrRiley@aol.com</a> Bob Johnston		<b>SHOW</b> Marc Kiriou 443-509-0084 <a href="mailto:gothiclord01@yahoo.com">gothiclord01@yahoo.com</a> <a href="mailto:show@marylandorchids.org">show@marylandorchids.org</a> Valerie Lowe, Laura Sobelman	
<b>LIBRARY</b> Wanda Kuhn 410-286-3868 <a href="mailto:kuhnwa@verizon.net">kuhnwa@verizon.net</a> Suzanne Gaertner		<b>SHOW TABLE</b> Joel Graham 814-441-2090 <a href="mailto:jegmicrobe@gmail.com">jegmicrobe@gmail.com</a> <i>backup open</i>	
<b>MEMBERSHIP</b> Jill Allen 301-704-9401 <a href="mailto:membership@marylandorchids.org">membership@marylandorchids.org</a> Sarah Spence		<b>SOCIAL MEDIA</b> Joel Graham 814-441-2090 <a href="mailto:jegmicrobe@gmail.com">jegmicrobe@gmail.com</a> Susan Travers	
<b>WEBSITE</b> Clark Riley 410-591-9201 <a href="mailto:DrRiley@aol.com">DrRiley@aol.com</a> <a href="mailto:info@marylandorchids.org">info@marylandorchids.org</a>		<b>SUNSHINE</b> Pat Schiavi 410-456-7399 <a href="mailto:sunshine@marylandorchids.org">sunshine@marylandorchids.org</a> <i>backup open</i>	
Visit us on the Web at <a href="http://www.marylandorchids.org">www.marylandorchids.org</a> <a href="#">Maryland Orchid Society   Facebook</a> <p>The MOS brings together people interested in orchids to promote and encourage orchid culture, preservation, education, propagation, hybridization, and all other orchid-related activities of interest to its members. Benefits of membership include a subscription to the Newsletter (e-mail), borrowing privileges from the MOS Library, monthly guest speakers, local judging, door prizes, plant auctions and more!</p>			